



# Beam Design

## 1. Beam Data

Load Type: Uniform Dist. Load  
 Support: Simple Beam  
 Beam Type: Glulam  
 Species: Western Species  
 Grade: 24F-V4 1.8E DF/DF  
 Size: 8.75 x 30  
 Design Span (L): 39.33 ft.  
 Clear Span: 38.67 ft.  
 Total Span: 40.00 ft.  
 Bearing (lb): 8 in.  
 Quantity (N): 2

## 2. Design Loads

Live Load: 1950 plf  
 Dead Load: 125 plf  
 Selfweight: 4841.4 lbs  
 Dist. Selfweight: 123.09 plf  
 Total Weight: 4923.5 lbs

## 3. Design Options

Lateral Support: 10' o/c  
 Defl. Limits: 240|180  
 Load Duration: 1.15  
 Exposure: dry  
 Temperature:  $T \leq 100^{\circ}\text{F}$   
 Orientation: Vertical

## 4. Design Assumptions and Notes

Code Standard: IBC 2015, NDS 2015  
 Bending Stress: Parallel to Grain  
 Notes:

## 5. Adjustment Factors

Factor	Description	$F_b$	$F_t$	$F_v$	$F_c$	$F_{c \perp}$	$E/E_{min}$
$C_D$	Load Duration Factor	1.15	1.15	1.15	1.15	-	-
$C_M$	Wet Service Factor	1	1	1	1	1	1
$C_t$	Temperature Factor	1	1	1	1	1	1
$C_L$	Beam Stability Factor	0.997	-	-	-	-	-
$C_V$	Volume Factor	0.812 <sup>b</sup>	-	-	-	-	-
$C_{fu}$	Flat Use Factor	N/A <sup>c</sup>	-	-	-	-	-

a) Adjustment factors per AWC NDS 2015 and NDS 2015 Supplement.

b) The volume factor,  $C_V$ , shall not apply simultaneously with the beam stability factor,  $C_L$ . The lesser factor shall apply.

c) Only applies when glulam beam is loaded in bending about the y-y axis.

Subject Beam Design	Customer	Location	Job No. 2023A198
Engr. N. Wilkerson	<b>MEDEEK ENGINEERING INC.</b> 3050 State Route 109 Copalis Beach, WA 98535 ph. (425) 741-5555 www.medeek.com		Rev. -
Date 4/20/2023			 <p>This report may not be copied, reproduced or distributed without the written consent of Medeek Engineering Inc.</p> <p>Copyright © 2014</p>

## 6. Beam Calculations

Determine reference design values, sectional properties and self weight of beam:

$$A = b \times d$$

$$S_x = \frac{bd^2}{6}, S_y = \frac{b^2d}{6}$$

$$I_x = \frac{bd^3}{12}, I_y = \frac{b^3d}{12}$$

where:

b = Breadth of rectangular beam in bending (in.)

d = Depth of rectangular beam in bending (in.)

A = Cross sectional area of beam (in.<sup>2</sup>)

S<sub>x</sub> = Section modulus about the X-X axis (in.<sup>3</sup>)

S<sub>y</sub> = Section modulus about the Y-Y axis (in.<sup>3</sup>)

I<sub>x</sub> = Moment of inertia about the X-X axis (in.<sup>4</sup>)

I<sub>y</sub> = Moment of inertia about the Y-Y axis (in.<sup>4</sup>)

$$b = 8.750 \text{ in.}$$

$$d = 30.000 \text{ in.}$$

$$A = 8.750 \times 30.000 = 262.50 \text{ in.}^2$$

$$S_x = (8.750)(30.000)^2/6 = 1312.50 \text{ in.}^3$$

$$S_y = (8.750)^2(30.000)/6 = 382.81 \text{ in.}^3$$

$$I_x = (8.750)(30.000)^3/12 = 19687.50 \text{ in.}^4$$

$$I_y = (8.750)^3(30.000)/12 = 1674.80 \text{ in.}^4$$

Reference Design Values from Table 5A NDS Supplement (Reference Design Values for Structural Glue Laminated Softwood Timber Combinations).

Species & Grade	F <sub>bx+</sub>	F <sub>bx-</sub>	F <sub>c⊥x</sub>	F <sub>vx</sub>	E <sub>x</sub>	E <sub>minx</sub>	F <sub>by</sub>	F <sub>c⊥y</sub>	F <sub>vy</sub>	E <sub>y</sub>	E <sub>miny</sub>	F <sub>t</sub>	F <sub>c</sub>	G
24F-V4 1.8E DF/DF	2400	1850	650	265	1800000	950000	1450	560	230	1600000	850000	1100	1650	0.5

The following formula shall be used to determine the density of wood (lbs/ft<sup>3</sup>). (NDS Supplement Sec. 3.1.3)

$$\rho_w = 62.4 \left[ \frac{G}{1 + G(0.009)(m.c.)} \right] \left[ 1 + \frac{m.c.}{100} \right]$$

where:

ρ<sub>w</sub> = Density of wood (lbs/ft<sup>3</sup>)

G = Specific gravity of wood (dimensionless)

m.c. = Moisture content of wood (percentile)

$$G = 0.5$$

m.c. = 16 % (Max. moisture content at dry service conditions)

Subject Beam Design	Customer	Location	Job No. 2023A198
Engr. N. Wilkerson	<b>MEDEEK ENGINEERING INC.</b> 3050 State Route 109 Copalis Beach, WA 98535 ph. (425) 741-5555 www.medeek.com		Rev. -
Date 4/20/2023			 <p>This report may not be copied, reproduced or distributed without the written consent of Medeek Engineering Inc.</p> <p>Page 2</p> <p>Copyright © 2014</p>

$$\rho_w = 62.4 \left[ \frac{0.5}{1 + 0.5(0.009)(16)} \right] \left[ 1 + \frac{16}{100} \right] = 33.76 \text{ lbs/ft}^3$$

$$\text{Volume}_{\text{total}} = N[A \times (L + l_b)] = 2 \times [262.50 \times (472.00 + 8)] \times (12 \text{ in./ft.})^3 = 145.83 \text{ ft}^3$$

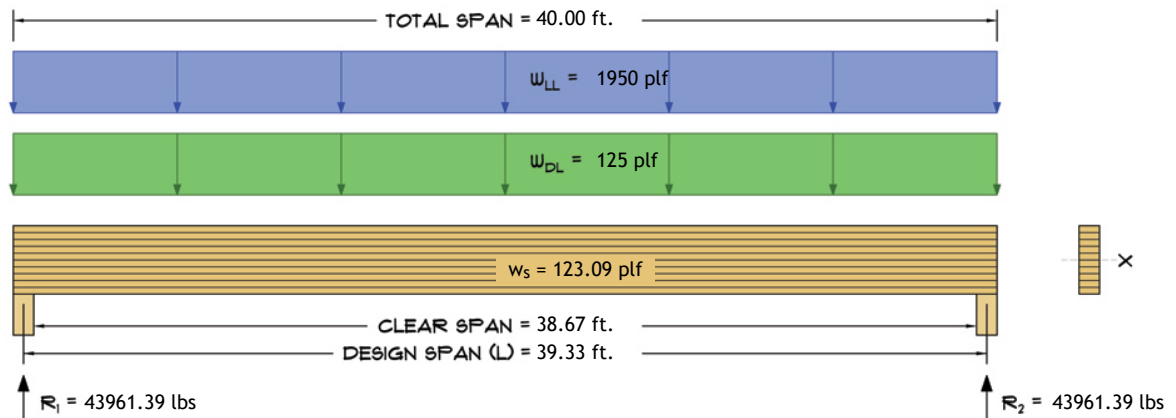
$$\text{Volume}_{\text{span}} = N[A \times L] = 2 \times [262.50 \times 472.00] \times (12 \text{ in./ft.})^3 = 143.40 \text{ ft}^3$$

$$\text{Total Weight (} W_T) = \rho_w \times \text{Volume}_{\text{total}} = 33.76 \times 145.83 = 4923.5 \text{ lbs}$$

$$\text{Self Weight (} W_S) = \rho_w \times \text{Volume}_{\text{span}} = 33.76 \times 143.40 = 4841.4 \text{ lbs}$$

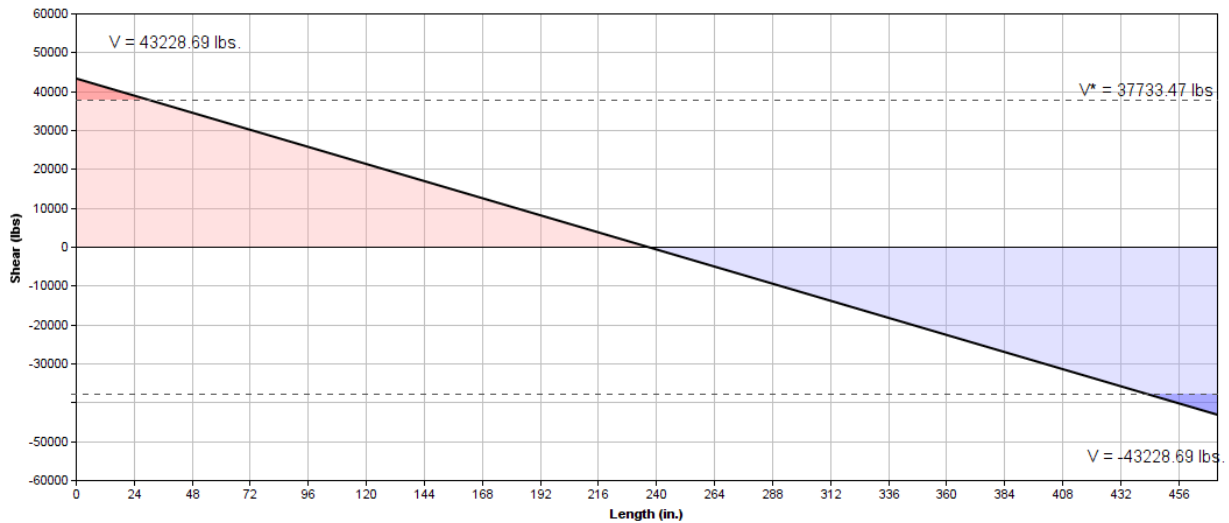
$$\text{Distributed Self Weight (} w_s) = \frac{W_S}{L} = \frac{4841.4}{39.33} = 123.09 \text{ plf}$$

Load, Shear and Moment Diagrams:



Beam - Shear Diagram

$$\text{Shear Equation: } V(x) = -183.17x + 43228.7$$

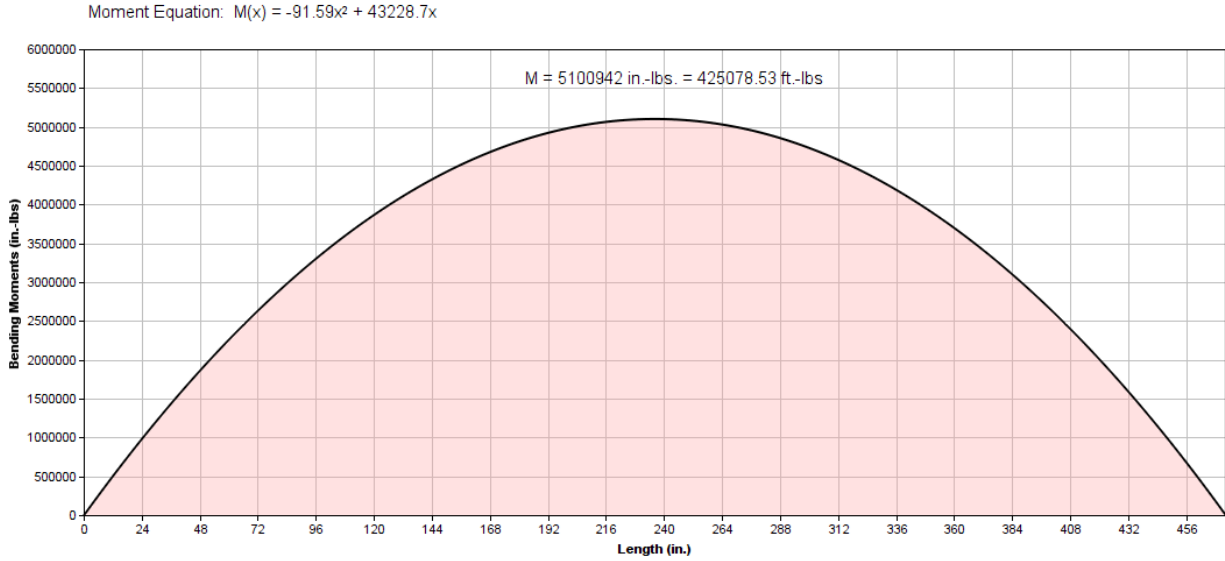


Subject <b>Beam Design</b>	Customer	Location	Job No. <b>2023A198</b>
Engr. <b>N. Wilkerson</b>	<b>MEDEEK ENGINEERING INC.</b> 3050 State Route 109 Copalis Beach, WA 98535 ph. (425) 741-5555 www.medeek.com		Rev. -
Date <b>4/20/2023</b>			Page <b>3</b>



This report may not be copied, reproduced or distributed without the written consent of Medeek Engineering Inc.

**Beam - Moment Diagram**



1.) Bending:

Members subject to bending stresses shall be proportioned so that the actual bending stress or moment shall not exceed the adjusted bending design value:

$$f_b \leq F_b' \quad (\text{NDS Sec. 3.3.1})$$

where:

$$f_b = M / S$$

$$F_{bx}' = F_{bx}(C_D)(C_M)(C_t)(C_V) \quad \text{or} \quad F_{bx}' = F_{bx}(C_D)(C_M)(C_t)(C_L)$$

Beam is unbraced along its compression edge, lateral stability is considered below:

Slenderness Ratio for bending member RB:

$$l_u = \text{Unbraced Length} = 10 \text{ ft.}$$

$$l_u/d = \frac{120}{30} = 4.00$$

$$l_e = 2.06l_u = 2.06(120.0) = 247.20 \text{ in.} = 20.60 \text{ ft.} \quad (\text{NDS Table 3.3.3})$$

$$R_b = \sqrt{\frac{l_e d}{b^2}} = \sqrt{\frac{247.20(30)}{(2 \times 8.75)^2}} = 4.92$$

$$R_b = 4.92 < 50 \quad ? \quad \text{OK}$$

Subject <b>Beam Design</b>	Customer	Location	Job No. <b>2023A198</b>
Engr. <b>N. Wilkerson</b>	<b>MEDEEK ENGINEERING INC.</b> 3050 State Route 109 Copalis Beach, WA 98535 ph. (425) 741-5555 www.medeek.com		Rev. -
Date <b>4/20/2023</b>			 This report may not be copied, reproduced or distributed without the written consent of Medeek Engineering Inc.  Copyright © 2014

Euler-based ASD critical buckling value for bending members:

$$E_{\min y}' = E_{\min y}(C_M)(C_t) = 850000(1)(1) = 850000 \text{ psi}$$

$$F_{bE} = \frac{1.2E'_{\min y}}{(R_b)^2} = \frac{1.2(850000)}{(4.92)^2} = 42121.76 \text{ psi}$$

$$F_{bx}^* = F_{bx}(C_D)(C_M)(C_t) = (2400)(1.15)(1)(1) = 2760.00 \text{ psi}$$

Beam stability factor:

$$C_L = \frac{1 + F_{bc}/F_{bx}^*}{1.9} - \sqrt{\left(\frac{1 + F_{bc}/F_{bx}^*}{1.9}\right)^2 - \frac{F_{bc}/F_{bx}^*}{0.95}} = \frac{1 + 42121.76/2760.00}{1.9} - \sqrt{\left(\frac{1 + 42121.76/2760.00}{1.9}\right)^2 - \frac{42121.76/2760.00}{0.95}} = 0.997$$

$$C_V = \left(\frac{21}{L}\right)^{0.1} \left(\frac{12}{d}\right)^{0.1} \left(\frac{5.125}{b}\right)^{0.1} = \left(\frac{21}{39.333}\right)^{0.1} \left(\frac{12}{30}\right)^{0.1} \left(\frac{5.125}{8.75}\right)^{0.1} = 0.812$$

Volume effect governs over lateral stability:

$$C_V = 0.812 < C_L = 0.997$$

$$F_{bx}' = (2400)(1.15)(1)(1)(0.812) = 2242.0 \text{ psi}$$

$$f_b = \frac{M}{N \times S_x} = \frac{5100942}{2 \times 1312.50} = 1943.2 \text{ psi}$$

$$f_b = 1943.2 \text{ psi} < F_{bx}' = 2242.0 \text{ psi} \quad (\text{CSI} = 0.87) \quad ? \quad \mathbf{OK}$$

## 2.) Shear:

Members subject to shear stresses shall be proportioned so that the actual shear stress parallel to grain or shear force at any cross section of the bending member shall not exceed the adjusted shear design value:

$$f_v \leq F_v' \quad (\text{NDS Sec. 3.4.1})$$

where:

$$f_v = \frac{3V}{2A}$$

$$F_v' = F_v(C_D)(C_M)(C_t)$$

$$F_{vx}' = (265)(1.15)(1)(1) = 304.75 \text{ psi}$$

Shear Reduction: Uniformly distributed loads within a distance, d, from supports equal to the depth of the bending member shall be permitted to be ignored. Concentrated loads within a distance equal to the depth of the bending member from supports shall be permitted to be multiplied by x/d where x is the distance from the beam support face to the load. See NDS 2015, Figure 3C.

$$f_v^* = \frac{3V^*}{2(N \times A)} = \frac{3(37733.47)}{2(2 \times 262.50)} = 107.81 \text{ psi}$$

Subject Beam Design	Customer	Location	Job No. 2023A198
Engr. N. Wilkerson	<b>MEDEEK ENGINEERING INC.</b> 3050 State Route 109 Copalis Beach, WA 98535 ph. (425) 741-5555 www.medeek.com		Rev. -
Date 4/20/2023			Page 5



This report may not be copied, reproduced or distributed without the written consent of Medeek Engineering Inc.

Copyright © 2014

$$f_v^* = 107.81 \text{ psi} < F_{vx}' = 304.75 \text{ psi} \text{ (CSI} = 0.35) \text{ ? OK}$$

No Reduction in Shear (conservative):

$$f_v = \frac{3V}{2(N \times A)} = \frac{3(43228.69)}{2(2 \times 262.50)} = 123.51 \text{ psi}$$

$$f_v = 123.51 \text{ psi} < F_{vx}' = 304.75 \text{ psi} \text{ (CSI} = 0.41) \text{ ? OK}$$

### 3.) Deflection:

Bending deflections calculated per standard method of engineering mechanics for live load and total load:

LL Allowable: L/240

TL Allowable: L/180

$$E_x' = E_x(C_M)(C_t) = 1800000(1)(1) = 1800000 \text{ psi}$$

$$\Delta_{LL} = \frac{5w_{LL}L^4}{384E_x'(N \times I_x)} = \frac{5(1950)(39.333)^4}{384(1800000)(2 \times 19687.50)} \times \left(12 \frac{\text{in.}}{\text{ft.}}\right)^3 = 1.48 \text{ in.}$$

$$(L/d)_{LL} = 472.00 / 1.48 = 319$$

$$\Delta_{LL} = 1.48 \text{ in} = L/319 < L/240 \text{ ? OK}$$

$$\Delta_{TL} = \frac{5(w_{TL} + w_s)L^4}{384E_x'(N \times I_x)} = \frac{5(2075 + 123.09)(39.333)^4}{384(1800000)(2 \times 19687.50)} \times \left(12 \frac{\text{in.}}{\text{ft.}}\right)^3 = 1.67 \text{ in.}$$

$$(L/d)_{TL} = 472.00 / 1.67 = 283$$

$$\Delta_{TL} = 1.67 \text{ in} = L/283 < L/180 \text{ ? OK}$$

### 4.) Bearing:

Members subject to bearing stresses perpendicular to the grain shall be proportioned so that the actual compressive stress perpendicular to grain shall be based on the net bearing area and shall not exceed the adjusted compression design value perpendicular to grain:

$$f_{c \perp} \leq F_{c \perp}' \text{ (NDS Sec. 3.10.2)}$$

where:

$$f_{c \perp} = \frac{R}{A_b}$$

$$F_{c \perp}' = F_{c \perp}(C_M)(C_t)$$

$$F_{c \perp x}' = (650)(1)(1) = 650.00 \text{ psi}$$

Subject Beam Design	Customer	Location	Job No. 2023A198
Engr. N. Wilkerson	<b>MEDEEK ENGINEERING INC.</b> 3050 State Route 109 Copalis Beach, WA 98535 ph. (425) 741-5555 www.medeek.com		Rev. -
Date 4/20/2023			 <p>This report may not be copied, reproduced or distributed without the written consent of Medeek Engineering Inc.</p> <p>Page 6</p> <p>Copyright © 2014</p>

$$A_b = b \times l_b = 8.75 \times 8 = 70.00 \text{ in}^2$$

$$f_{c\perp} = \frac{R}{N \times A_b} = \frac{43961.39}{2 \times 70.00} = 314.0 \text{ psi}$$

$$f_{c\perp} = 314.0 \text{ psi} < F_{c\perp}' = 650.00 \text{ psi} \quad (\text{CSI} = 0.48) \quad ? \quad \mathbf{OK}$$

\*Disclaimer: The calculations produced herein are for initial design and estimating purposes only. The calculations and drawings presented do not constitute a fully engineered design. All of the potential load cases required to fully design an actual structure may not be provided by this calculator. For the design of an actual structure, a registered and licensed professional should be consulted as per IRC 2012 Sec. R802.10.2 and designed according to the minimum requirements of ASCE 7-10. The beam calculations provided by this online tool are for educational and illustrative purposes only. Medeek Design assumes no liability or loss for any designs presented and does not guarantee fitness for use.

Subject Beam Design	Customer	Location	Job No. 2023A198
Engr. N. Wilkerson	<b>MEDEEK ENGINEERING INC.</b> 3050 State Route 109 Copalis Beach, WA 98535 ph. (425) 741-5555 www.medeek.com		Rev. -
Date 4/20/2023			 <p>This report may not be copied, reproduced or distributed without the written consent of Medeek Engineering Inc.</p> <p>Page 7</p> <p>Copyright © 2014</p>