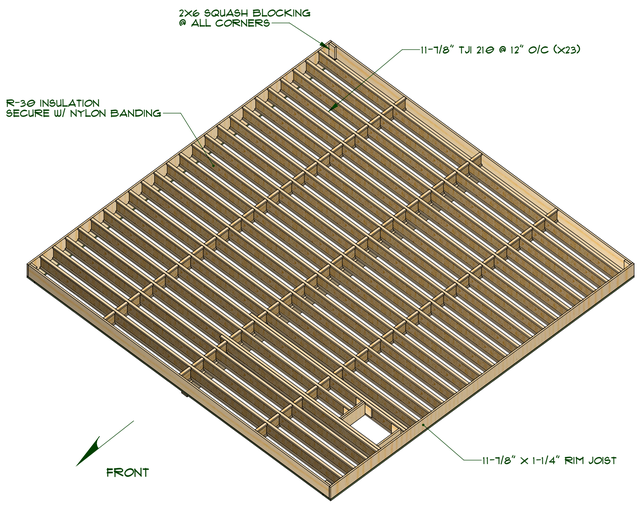


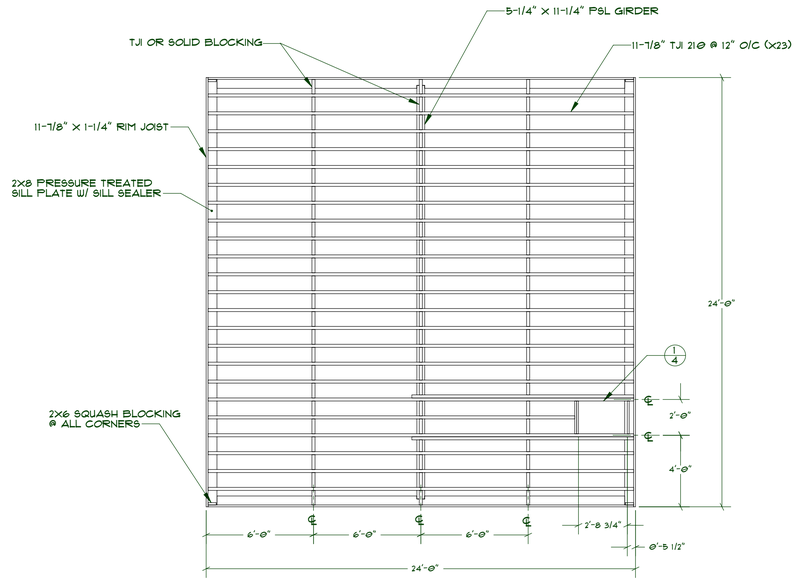


## FLOOR FRAMING PLAN

SCALE: 1/4"=1'-0"

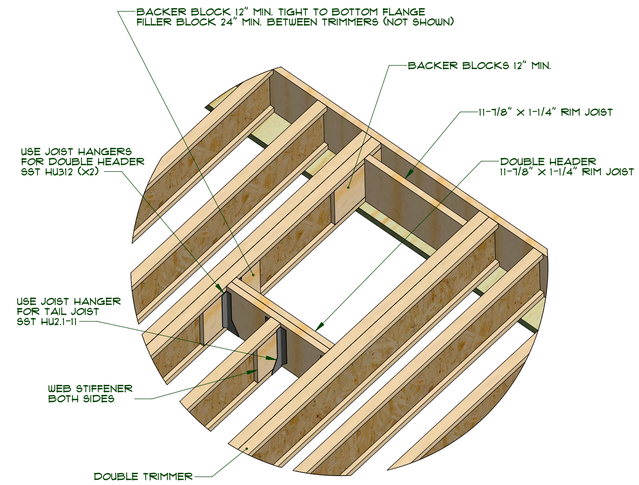


## 1 FURNACE CHASE DETAIL

SCALE: 1"=1'-0"

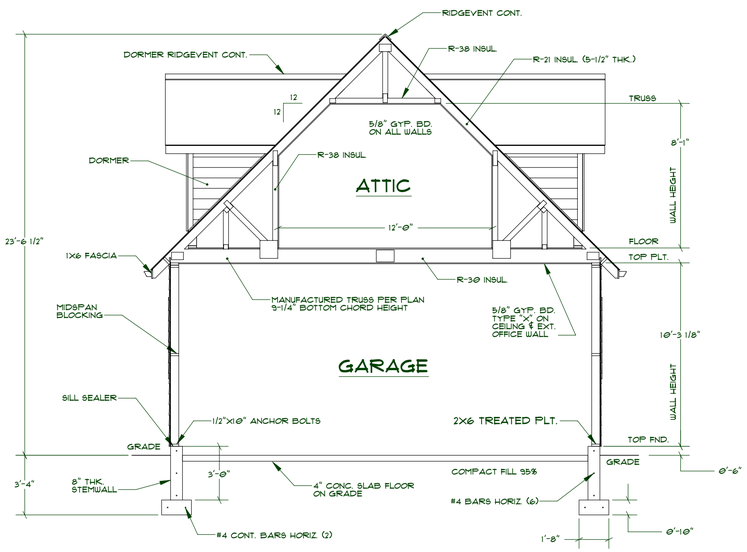


## A CROSS SECTION

SCALE: 1/4"=1'-0"

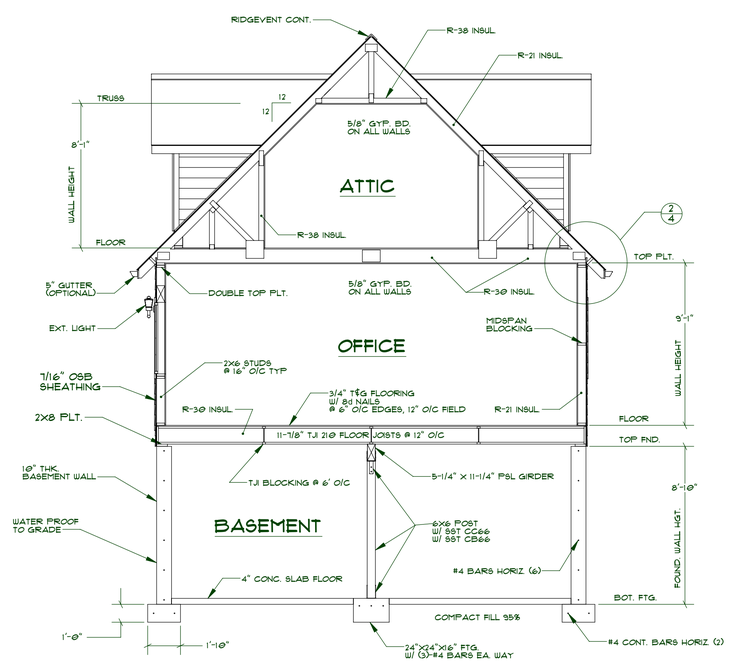


## B CROSS SECTION

SCALE: 1/4"=1'-0"

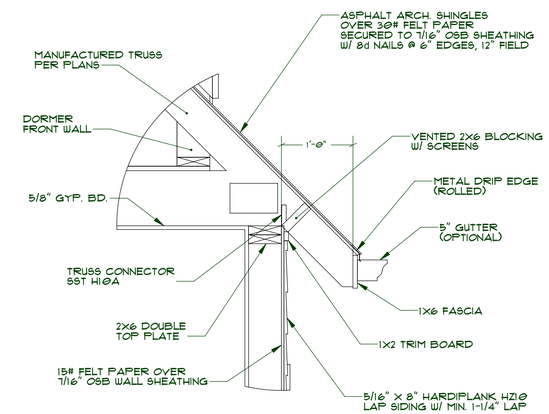


## 2 ROOF EAVE DETAIL

SCALE: 1"=1'-0"

## FLOOR FRAMING NOTES:

1. INSTALL TJI FLOOR JOISTS AS PER MANUF. SPECS.
2. PROVIDE SQUASH BLOCKS @ CORNERS AND @ ALL BEARING POINTS
3. FLOOR SHEATHING TO BE 3/4" OSB T&G GLUED AND NAILED W/ 8d NAILS @ 6" O/C EDGES AND 12" O/C FIELD
4. NO FLOOR JOIST SHALL RUN DIRECTLY UNDER PLUMBING WALL
5. ALLOW 4" OPENING 12-1/2" AWAY FROM A PLUMBING WALL W/ A TOILET
6. ALLOW 2" OPENING 7-1/2" AWAY FROM A PLUMBING WALL W/ A TUB
7. INSTALL SILL SEALER BETWEEN SILL PLT. AND FOUNDATION WALL
8. INSULATE FLOOR TO R-30 OR R-25, SECURE W/ NYLON BANDING


MEDEEK DESIGN INC.
4403 KIRKITH DR. TOWNSEND, WA 98367
PH: 360-379-1163 FAX: 360-379-1164
DESIGN@MEDEEK.COM



THESE DRAWINGS AND SPECIFICATIONS ARE THE PROPERTY OF THE DESIGNER AND MUST BE RETURNED UPON REQUEST. THEY MAY NOT BE REPRODUCED OR USED FOR OTHER PROJECTS WITHOUT WRITTEN PERMISSION.


PLAN NO. SHOP4824-A6DB
REVISION: A.1
SCALE: 1:48

DESIGNED BY: NPW
DATE: 3/6/2012

SHEET CONTENTS: MAIN FLOOR FRAMING PLAN / CROSS SECTIONS

REVISION HISTORY:

CUSTOMER:
LOCATION:

SHEET 4 OF 18