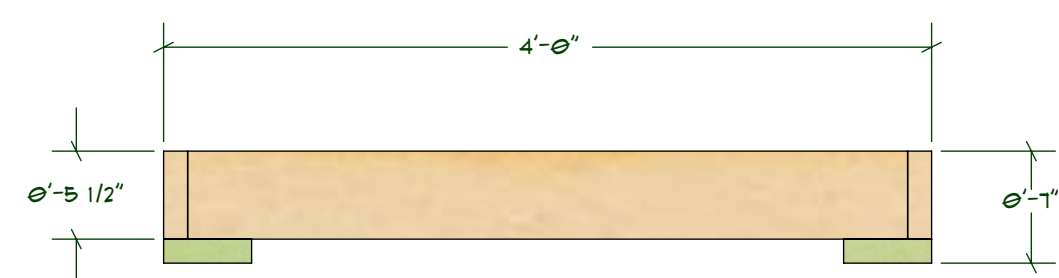


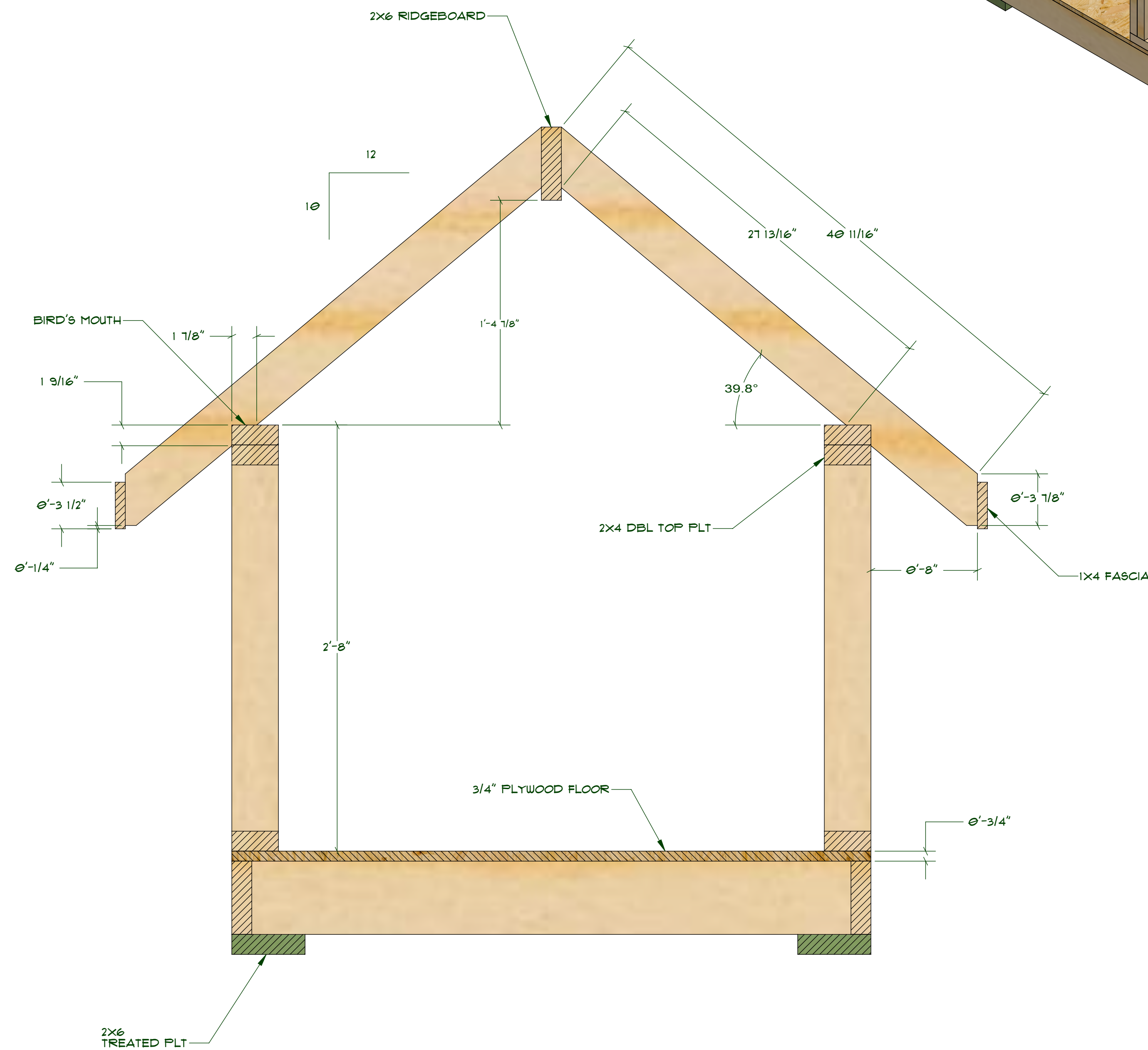
FLOOR PLAN

SCALE: 1"=1'-0"




FLOOR ELEVATION

SCALE: 1"=1'-0"



FRAMING CROSS SECTION

SCALE: 1/2"=1'-0"



MEDEEK DESIGN
 4035 STATE ST. WASHINGTON, WA 98090
 PH: (206) 831-1130 FAX: (206) 831-1133
 DESIGN@MEDEEK.COM

PLAN NO. **DH44**
 SCALE 1/2" = 1'-0"
 REVISION: A.1.1

DESIGNED BY: **NFW**
 DATE: **10/15/2012**

SHEET CONTENTS:
CROSS SECTION & FLOOR PLAN

REVISION HISTORY:

CUSTOMER: _____ LOCATION: _____
 SHEET