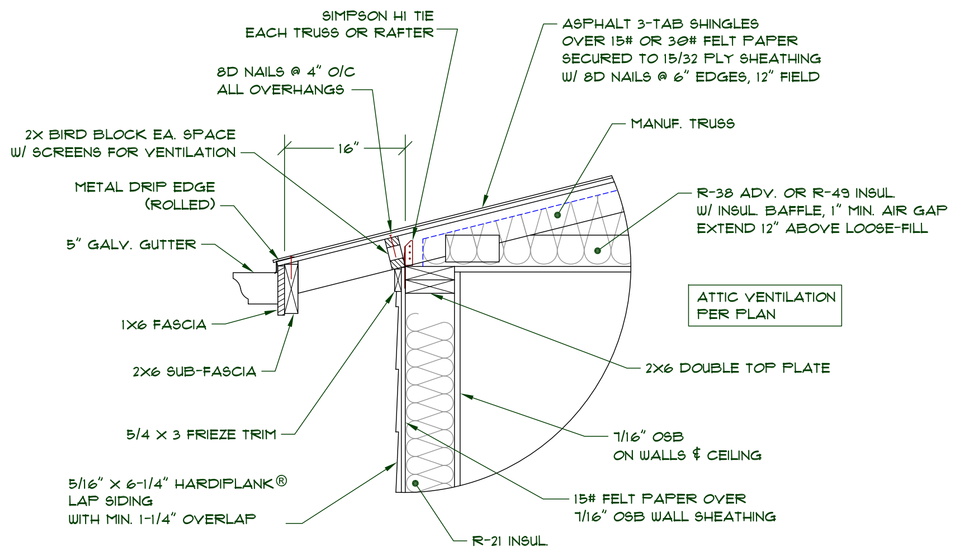


## 1 ROOF EAVE DETAIL

SCALE: 1"=1'-0"

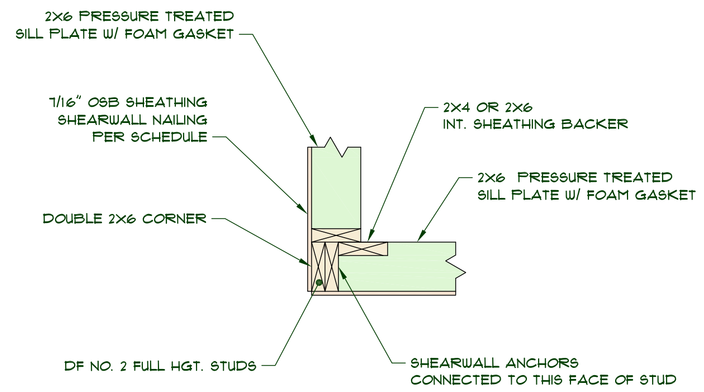


## 2 EXT. CORNER DETAIL

SCALE: 1"=1'-0"

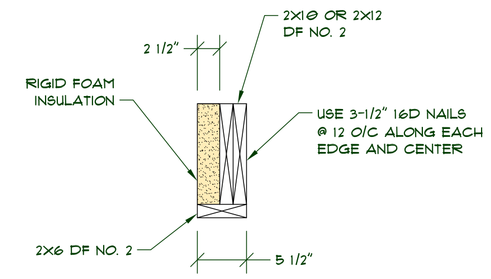


## 3 INSUL. BUILT-UP HDR. DETAIL

SCALE: 1"=1'-0"

## BUILDING CODE COMPLIANCE

THIS STRUCTURAL DESIGN WAS PREPARED TO COMPLY WITH THE REQUIREMENTS OF THE FOLLOWING INDUSTRY CODES. LOCAL BUILDING CODES MAY REQUIRE MODIFICATIONS TO BOTH MATERIALS AND DESIGN.

2012 IBC
ASCE 7-10
ANSI TPI 1-2007
GA-600-2012
AWC NDS 2012
ACI 318-11
WSEC 2012

## BUILDING DATA

LENGTH: 83'-7 1/2"
WIDTH: 42'-10 1/2"
STUD WALL HEIGHT: 8'-1"
GRADE TO RIDGE HEIGHT: 16'-2"
EAVE HEIGHT: 8'-6"
TOTAL AREA: 3,585 SQFT

## ENERGY CODE COMPLIANCE

THIS DESIGN WAS PREPARED TO COMPLY WITH THE REQUIREMENTS OF THE WSEC 2012.

FLOOR AREA: 3,585 SQFT
CEILING AREA: 3,585 SQFT
GROSS WALL AREA: 2,045 SQFT
NET WALL AREA: 951 SQFT
SWING DOOR AREA: 80 SQFT
ROLL-UP DOOR AREA: 1,000 SQFT
FENESTRATION: 0 SQFT
SKYLIGHTS: 0 SQFT
SLAB PERIMETER: 253 FT

CEILING U-FACTOR: 0.031
EXT. WALL U-FACTOR: 0.056
SLAB F-FACTOR: 0.730
SWING DOOR U-FACTOR: 0.100
ROLL-UP DOOR U-FACTOR: 0.091

PROPOSED UA: 449
TARGET UA: 666

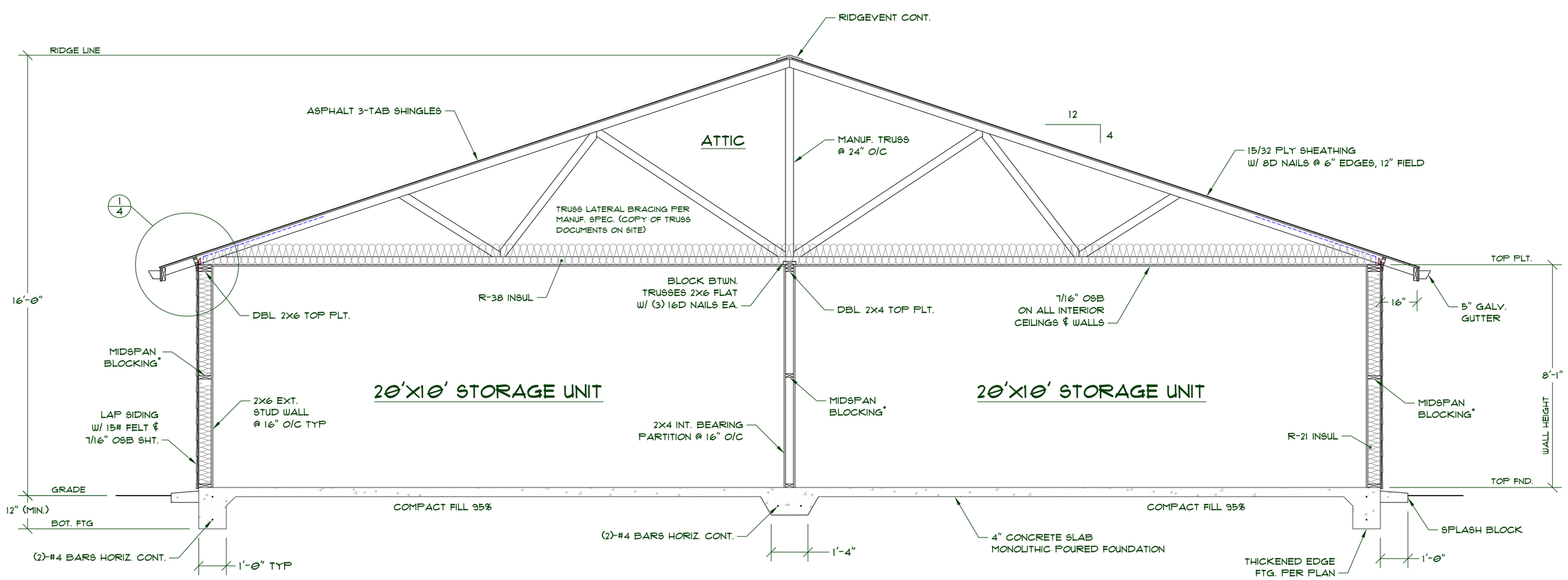


* FRAMING NOTE: MIDSPAN BLOCKING NOT REQUIRED IF SHEATHING ORIENTED VERTICALLY.

## CROSS SECTION

SCALE: 1/2"=1'-0"

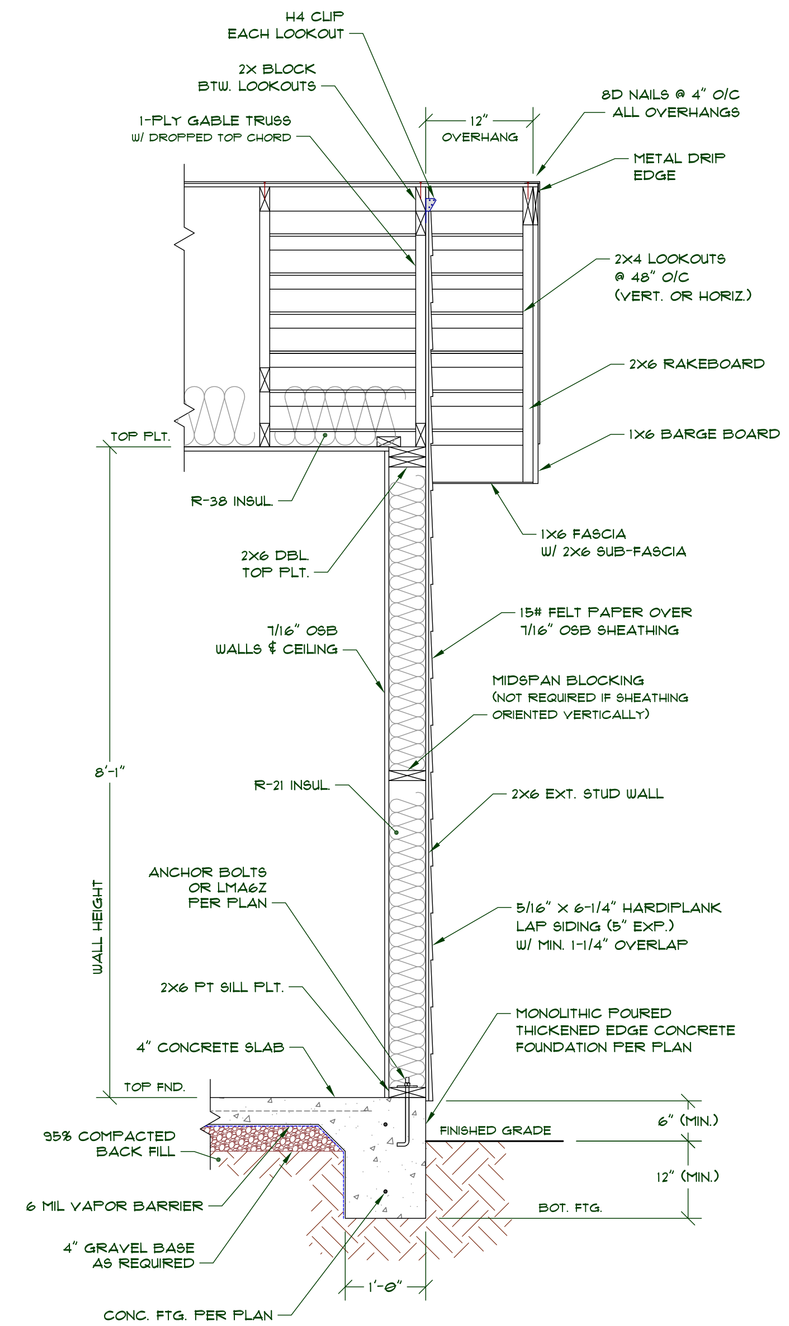


## 4 GABLE WALL SECTION

SCALE: 3/4"=1'-0"

NOTE:

FLOOR PLANS DIMENSIONS ARE TO FACE OF FRAMING OR CENTERLINE OF OPENINGS TYP. AS SHOWN.

### ATTENTION !

IT IS IMPORTANT FOR THE GENERAL CONTRACTOR TO UNDERSTAND THAT IT IS HIS/HER RESPONSIBILITY TO BE SURE THIS PROJECT IS CONSTRUCTED IN FULL COMPLIANCE WITH ALL STATE AND LOCAL CODES AND ORDINANCES. THE PLANS ARE NOT ALL INCLUSIVE OF ALL MINIMUM CODES AND ORDINANCES. THIS FACT DOES NOT RELIEVE THE CONTRACTOR FROM COMPLIANCE WITH ALL MINIMUM STANDARDS. NO OMISSION FROM THESE PLANS GIVES PERMISSION FOR VIOLATION OF ANY CODE OR ORDINANCE. NO APPROVAL EVER GRANTS PERMISSION TO VIOLATE ANY CODE OR CITY ORDINANCE.

THE GREATEST EFFORT HAS BEEN MADE TO DRAW THESE PLANS WITHOUT ERROR. HOWEVER THERE IS NO GUARANTEE THAT THESE PLANS ARE WITHOUT ERROR. THE ARCHITECT, DRAFTSMAN & ENGINEER ARE TO BE HELD HARMLESS OF ANY FINANCIAL LIABILITY RESULTING FROM ERRORS IN THESE PLANS. ANY ONE USING THESE PLANS FOR CONSTRUCTION OF THIS BUILDING ACCEPT FULL RESPONSIBILITY. (CHECK PLANS CAREFULLY BEFORE AND DURING CONSTRUCTION.)

COPYRIGHT © 2015 MEDEEK DESIGN INC.

MEDEEK ENGINEERING INC.
3010 SR 100 PALM BEACH, WA 98053
(P) (425) 420-5715
DESIGN@MEDEEK.COM

| No. | Revision |
|---|---|
| 1 | ADD ENGINEERING |
| 2 | PLAN REVISED TO COMPLY WITH WSEC 2012 |

THE INFORMATION CONTAINED HEREIN IS THE PROPERTY OF MEDEEK DESIGN INC. AND SHALL NOT BE REPRODUCED OR DISCLOSED TO OTHERS WITHOUT WRITTEN CONSENT.

PLAN NO.

STORAGE8443
MINI-STORAGE BLDG.

SCALE: 1=8
REVISION: 1, 2

DESIGNED BY: NPW
DATE: 9/1/2015

SHEET CONTENTS: CROSS SECTIONS DETAILS

REVISION HISTORY:

CUSTOMER:
LOCATION:

SHEET 4 OF 6