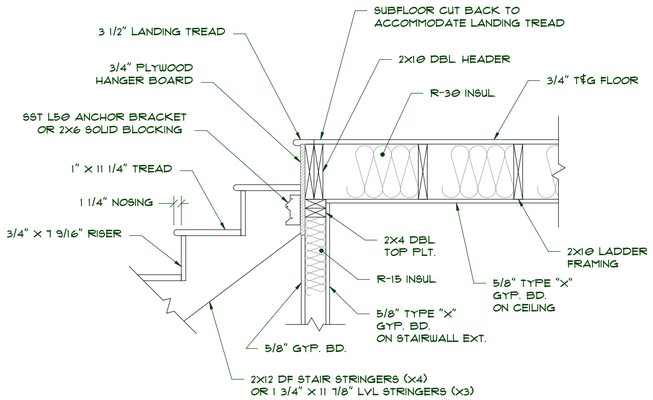

2 STAIR HEADER SECTION

SCALE: 1"=1'-0"

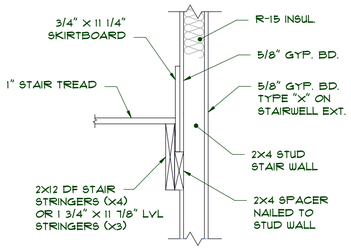

3 STAIR WALL/STRINGER SECTION

SCALE: 1"=1'-0"

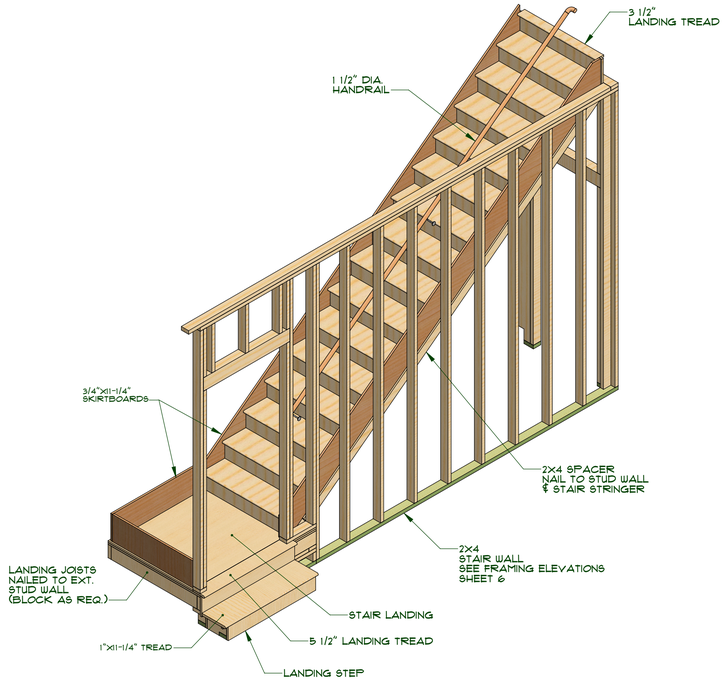

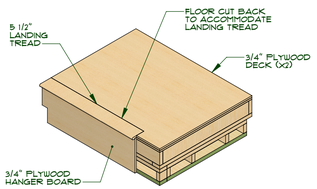

LANDING WITH DECKING

SCALE: 1/2"=1'-0"

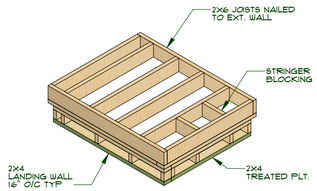

LANDING (FRAMING ONLY)

SCALE: 1/2"=1'-0"

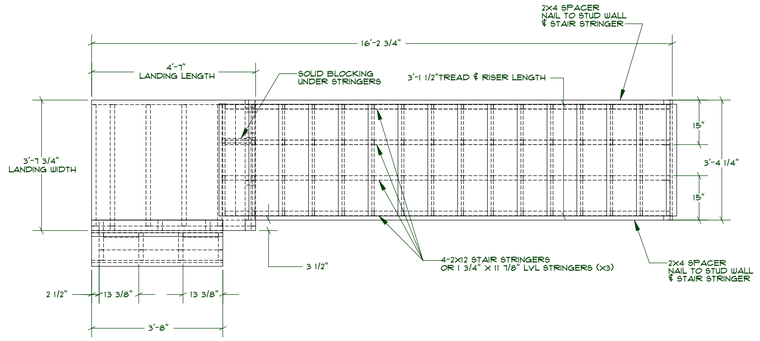

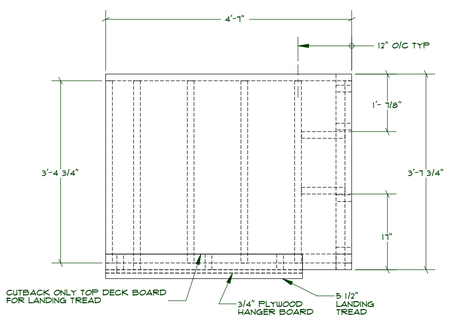

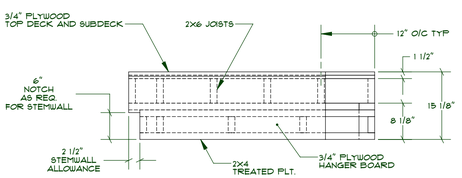

1 LANDING ELEVATIONS

SCALE: 3/4"=1'-0"

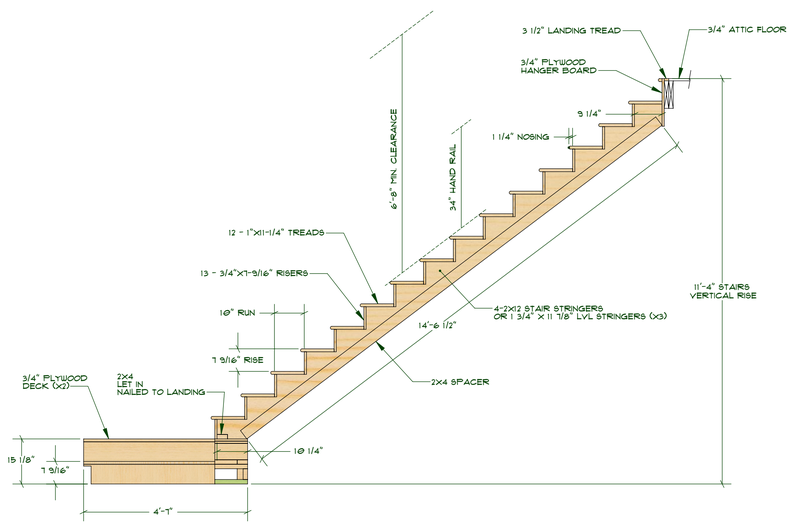

4 STAIR ELEVATIONS

SCALE: 1/2"=1'-0"

STAIR FRAMING NOTES:

1. A FLIGHT OF STAIRS SHALL NOT HAVE A VERTICAL RISE LARGER THAN 12' BETWEEN FLOOR LEVELS OR LANDINGS.
2. STAIR HEADROOM MIN. 6'-8" AT ALL PLACES FROM TREAD NOSING.
3. STAIR TREADS - MAX. RISE 7 3/4". MIN. RUN 10".
4. TREAD VARIATION - MAX. 3/8" ON ALL TREADS AND RISERS.
5. STAIR WIDTH - MIN. 36" WIDE.
6. LANDINGS FOR STAIRWAYS MIN. 36" X 36" LANDINGS REQUIRED AT:
   - ALL EXT. DOORS (EXCEPT FROM HOUSE INTO GARAGE) AT TOP OF STEPS
   - BOTTOM OF ALL INTERIOR STAIRWAYS
   - TOP OF INTERIOR STAIRWAYS EXCEPT WHERE DOOR DOES NOT SWING OVER STAIRS.
7. STAIRWAY FIRE PROTECTION - 1/2" GYP. BD. REQUIRED ON STAIR SOFFITS & WALLS. NAIL AT MAX. 8" O/C INTO ALL STAIR HORSES.
8. HANDRAILS REQUIRED WHEN THERE ARE 4 OR MORE RISERS.
9. HANDRAILS SHAPE - 1 1/4"-2"DIA. OR EQUIVALENT GRIPPING SURFACE.
10. HANDRAIL MOUNTING HEIGHT - 34"-38" HIGH, MEASURED VERTICALLY ABOVE TREAD NOSING TO TOP OF RAILING.
11. HANDRAIL CONTINUITY - CONTINOUS,RETURNED AT ENDS TO WALL, NEWEL POST, OR SAFETY TERMINAL. HANDRAILS SHALL BE CONTINUOUS THE FULL LENGTH OF THE STAIRS FROM A POINT DIRECTLY ABOVE THE TOP RISER TO A POINT DIRECTLY ABOVE THE BOTTOM RISER.
12. GUARDRAILS REQUIRED ON OPEN SIDES OF STAIRS, LANDINGS, AND PLATFORMS MORE THAN 30" ABOVE GRADE OR FLOOR BELOW.
13. GUARDRAIL HEIGHT - MIN. 36" HIGH TO TOP OF GUARDRAIL.
14. BALUSTER SPACING - SPACED SO THAT A 4" SPHERE CANNOT PASS.
15. GUARDRAILS WITH HANDRAILS - WHEN COMBINED WITH HANDRAIL ON OPEN SIDE OF STAIRS, GUARDRAIL MAY BE BUILT TO HANDRAIL HEIGHT.

HANDRAIL NOTES:

1. HANDRAILS ADJACENT TO A WALL SHALL HAVE A SPACE OF NOT LESS THAN 1 1/2" BETWEEN THE WALL AND THE HANDRAILS. MAX. PROJECTION FROM THE WALL SHALL BE 4 1/2".
2. HANDRAILS WITH A CIRCULAR CROSS SECTION SHALL HAVE AN OUTSIDE DIAMETER OF AT LEAST 1 1/4" AND NOT GREATER THAN 2". IF THE HANDRAIL IS NOT CIRCULAR, IT SHALL HAVE A PERIMETER DIMENSION OF AT LEAST 4" AND NOT GREATER THAN 6 1/4" WITH A MAX. CROSS SECTION OF DIMENSION OF 2 1/4". EDGES SHALL HAVE A MIN. RADIUS OF 0.01".
3. HANDRAILS WITH A PERIMETER GREATER THAN 6 1/4" SHALL HAVE A GRASPABLE FINGER RECESS AREA ON BOTH SIDES OF PROFILE. THE FINGER RECESS SHALL BEGIN WITH A DISTANCE OF 3/4" MEASURED VERTICALLY FROM THE TALLEST PORTION OF THE PROFILE. THIS REQUIRED DEPTH SHALL CONTINUE FOR AT LEAST 3/8" TO A LEVEL THAT IS NOT LESS THAN 1 3/4" BELOW THE TALLEST PORTION OF THE PROFILE. THE MIN. WIDTH OF THE HANDRAIL ABOVE THE RECESS SHALL BE 1 1/4" TO A MAX. 2 3/4". EDGES SHALL HAVE A MIN. RADIUS OF 0.01.

MEDEEK DESIGN INC.
JESSE R. MEDEEK, BUILDER
BUILDER LICENSE
DESIGN@MEDEEK.COM

THIS DRAWING IS THE PROPERTY OF MEDEEK DESIGN INC. IT IS PROTECTED BY COPYRIGHT LAW. ANY REPRODUCTION, DISTRIBUTION OR USE WITHOUT WRITTEN PERMISSION IS PROHIBITED.

THIS PRELIMINARY

PLAN NO. GARAGE4828-A6D-3

REVISION: A.1

SCALE: 1:24

DESIGNED BY: NPW

DATE: 2/21/2013

SHEET CONTENTS: STAIRS PLAN

REVISION HISTORY:

CUSTOMER:

LOCATION:

SHEET 13 OF 18

DRAWING NAME: C:\USERS\JESSE\DESKTOP\GARAGE4828-A6D-3.DWG
PRINTED: 2/22/2013 LAST SAVED BY: Administrator