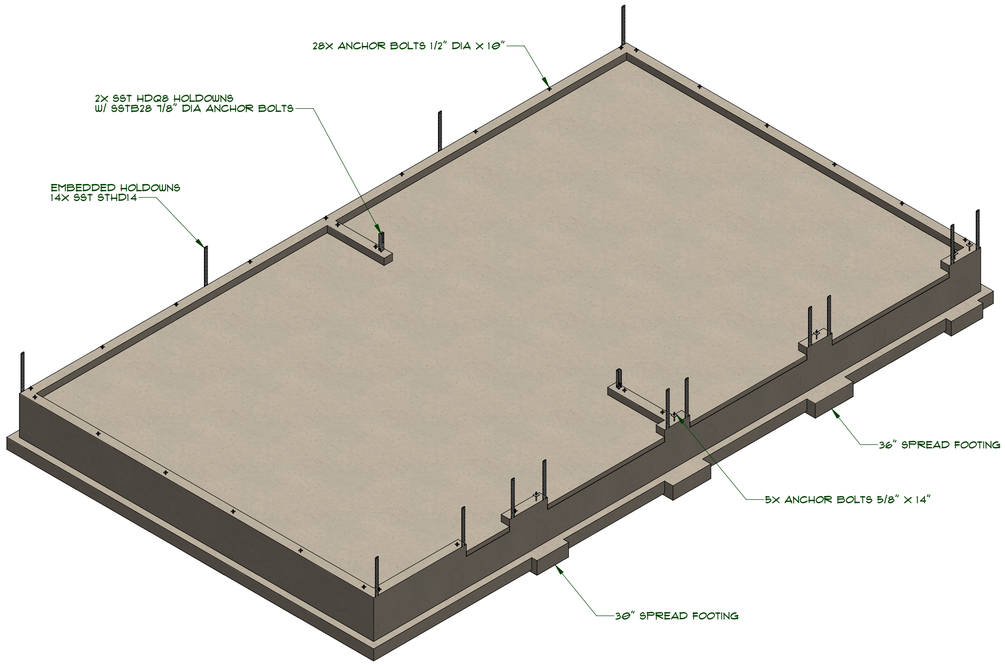

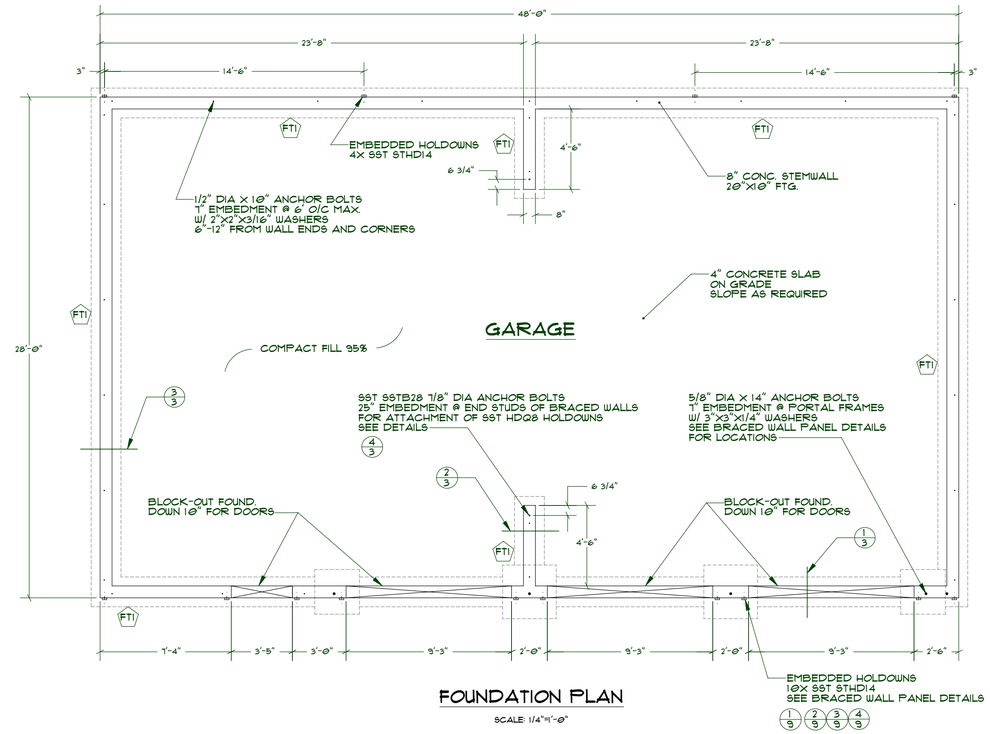

FOUNDATION PLAN

SCALE: 1/4"=1'-0"

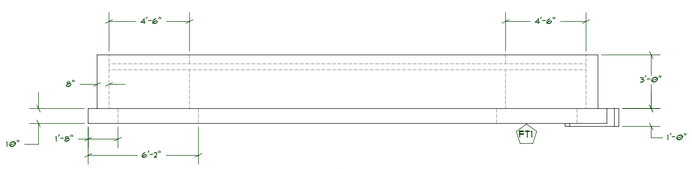

SIDE ELEVATION

SCALE: 1/4"=1'-0"

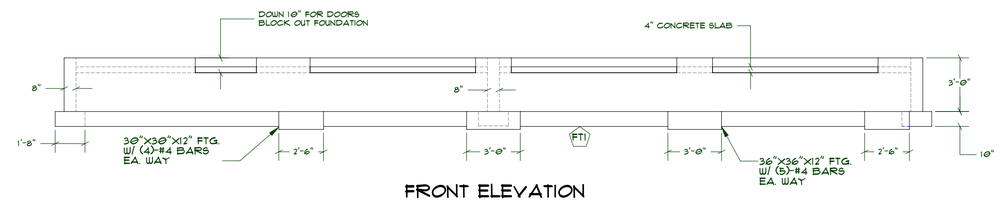

FRONT ELEVATION

SCALE: 1/4"=1'-0"

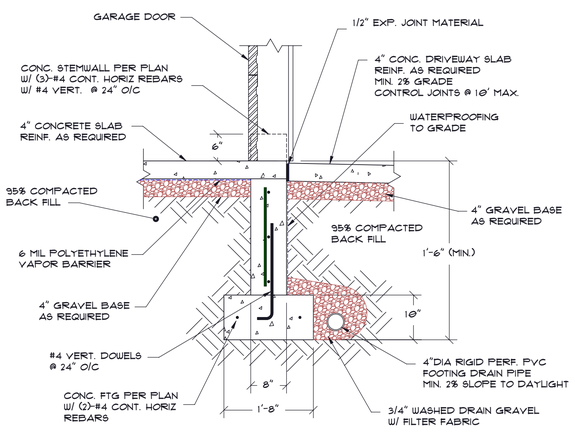

1 DOOR STEMWALL DETAIL

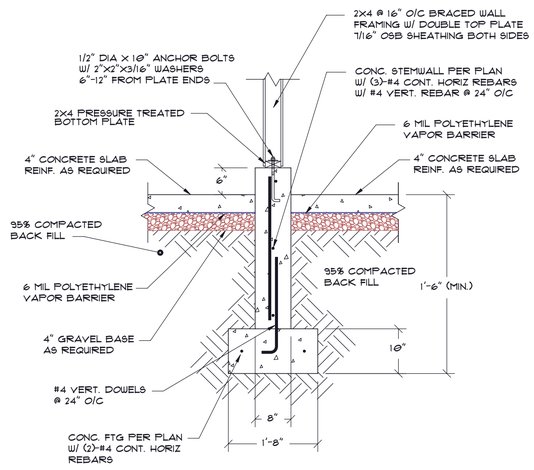

2 BRACED WALL DETAIL

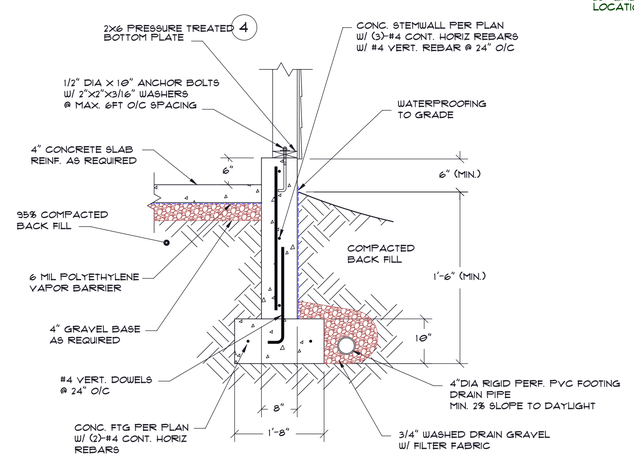

3 STEMWALL DETAIL

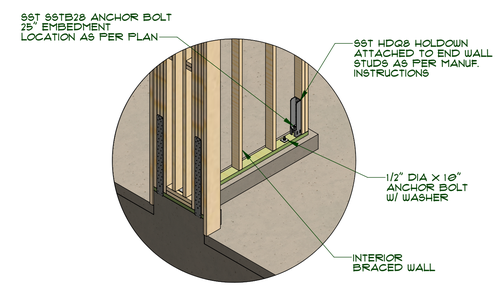

HOLDOWN DETAIL

SCALE: 1/2"=1'-0"

FOUNDATION NOTES:

1. PLACE REINFORCING STEEL 4" FROM INSIDE FACE OF WALL
2. PLACE (2) #4 REBARS 3" FROM THE TOP AND BOTTOM OF FOUND. WALLS
3. PLACE (2) #4 REBARS AROUND ALL OPENINGS IN FOUND. WALLS
4. 3"X8" FOUND. W/ #4 REBAR @ 24" O/C VERT., (3) #4 BARS HORIZ.
5. 1/2"X10" ANCHOR BOLTS @ 6' O/C MAX.
6. 5/8"X14" ANCHOR BOLTS @ PORTAL FRAMES

FTI 20X10 CONC. FTG. W/ 2-#4 REBARS CONT. IN FTG.

MEDEEK DESIGN INC.
JORGE R. MEDEEK BUILDING DESIGNER
PO BOX 1 ENUMCLAW, WA 98022
DESIGN-MEDEEK.COM

"THESE PLANS AND SPECIFICATIONS ARE THE PROPERTY OF THE DESIGNER AND MUST BE RETURNED UPON REQUEST. THEY MAY NOT BE REPRODUCED OR USED FOR OTHER PROJECTS WITHOUT THE DESIGNER'S WRITTEN CONSENT."

TITLE:
FOUNDATION PLAN

PLAN NO.: GARAGE4828-A6D-3
REVISION: A.2
SCALE: 1:48

DESIGNED BY: NPW
DATE: 10/12/2014

SHEET CONTENTS: FOUNDATION PLAN

REVISION HISTORY:

CUSTOMER:
LOCATION:

SHEET 3 OF 18

PRINTED: 10/12/2014 LAST SAVED BY: Administrator